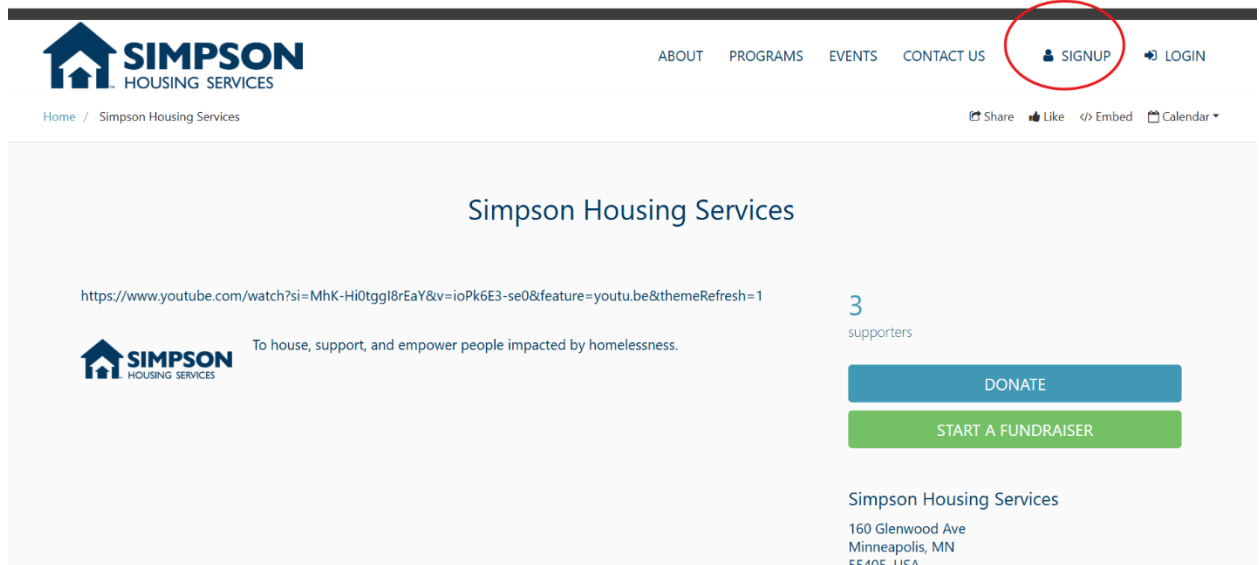


Creating a Volunteer Account in Giveeffect

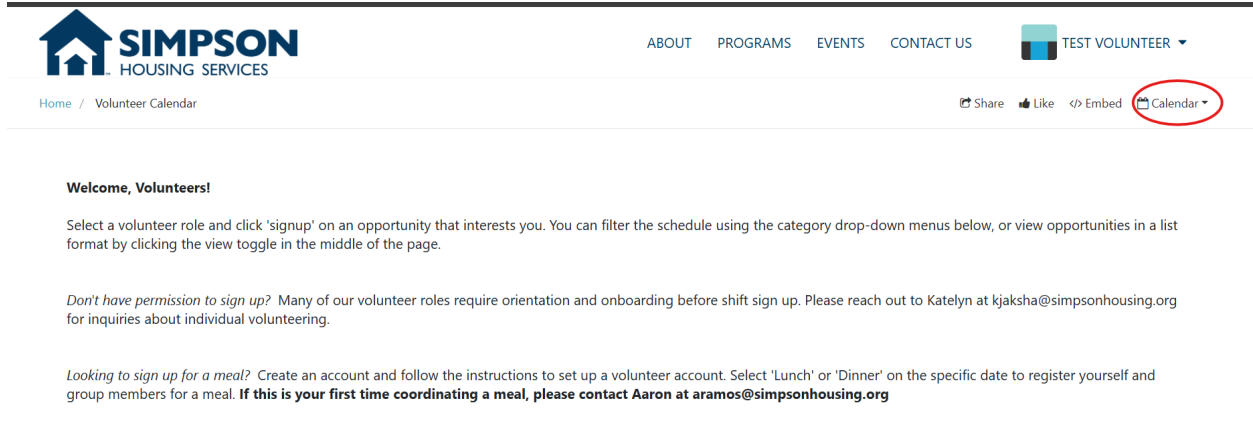
1. Navigate to the Simpson Housing Services [Volunteer Calendar](#) and Select 'SignUp' from the right-hand corner.



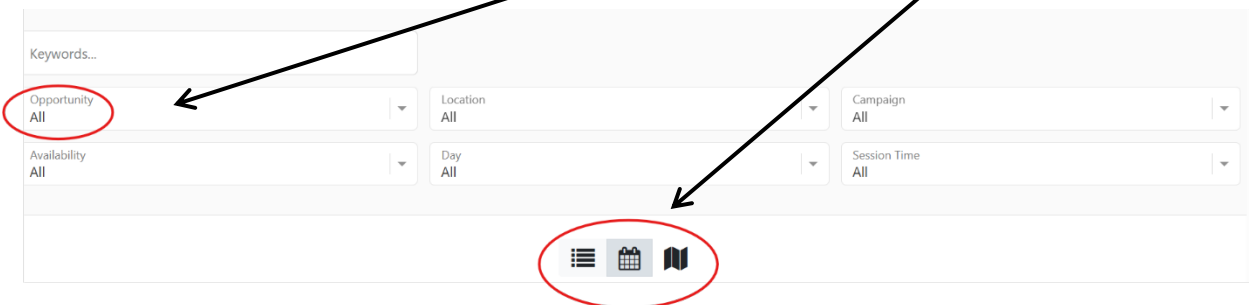
2. Follow the prompts to 'Create an Account'. Volunteers must **use the SAME Name and Email associated with their VolunteerHub account** to avoid duplicate contact records. Please reach out to Katelyn at kjaksha@simpsonhousing.org if you need this information.

The screenshot shows the 'Create an Account' form. It includes input fields for 'Name', 'Email address', 'Password', and 'Re-type password'. At the bottom, there is a reCAPTCHA 'I'm not a robot' checkbox and a 'Sign up' button.

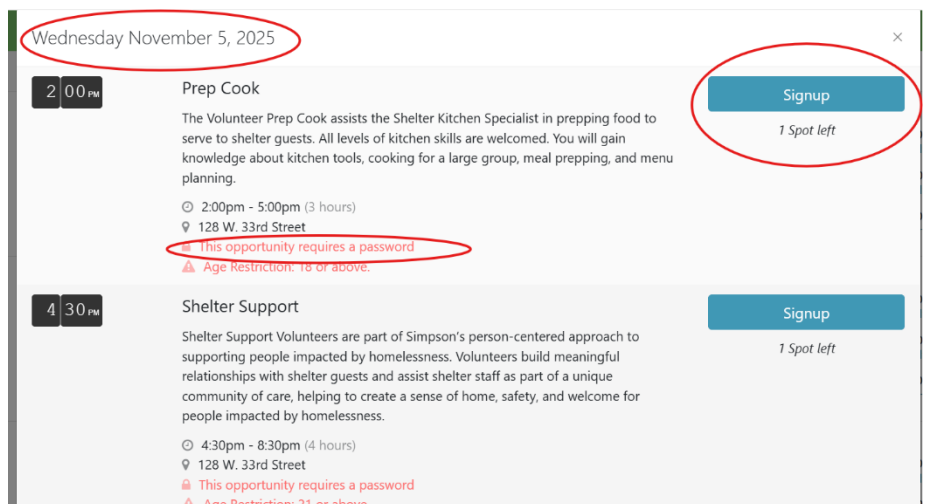
3. Select 'Calendar' from the upper right hand corner, and select 'Volunteer Calendar' from the drop down menu to see the live volunteer calendar.



4. Browse the volunteer calendar by filtering by opportunity. You can toggle between calendar and list view with the middle icons.



5. Click on a volunteer opportunity to view the specific shifts available. Select the blue 'SignUp' button for the specific day you want to register for.



6. Complete shift registration by selecting the check box to the left of the day and time you would like to register for. You can select multiple days and times to register for here. Please note, individual volunteer roles require a password to register, reach out to Katelyn with questions.

You may now register to volunteer

Complete the form to register

Select your time

November 2025



December 2025



Monday Dec 1, 2025
2:00pm to 5:00pm

1 spot left
128 W. 33rd Street

Tuesday Dec 2, 2025
2:00pm to 5:00pm

1 spot left
128 W. 33rd Street

Wednesday Dec 3, 2025
2:00pm to 5:00pm

1 spot left
128 W. 33rd Street

Thursday Dec 4, 2025
2:00pm to 5:00pm

1 spot left
128 W. 33rd Street